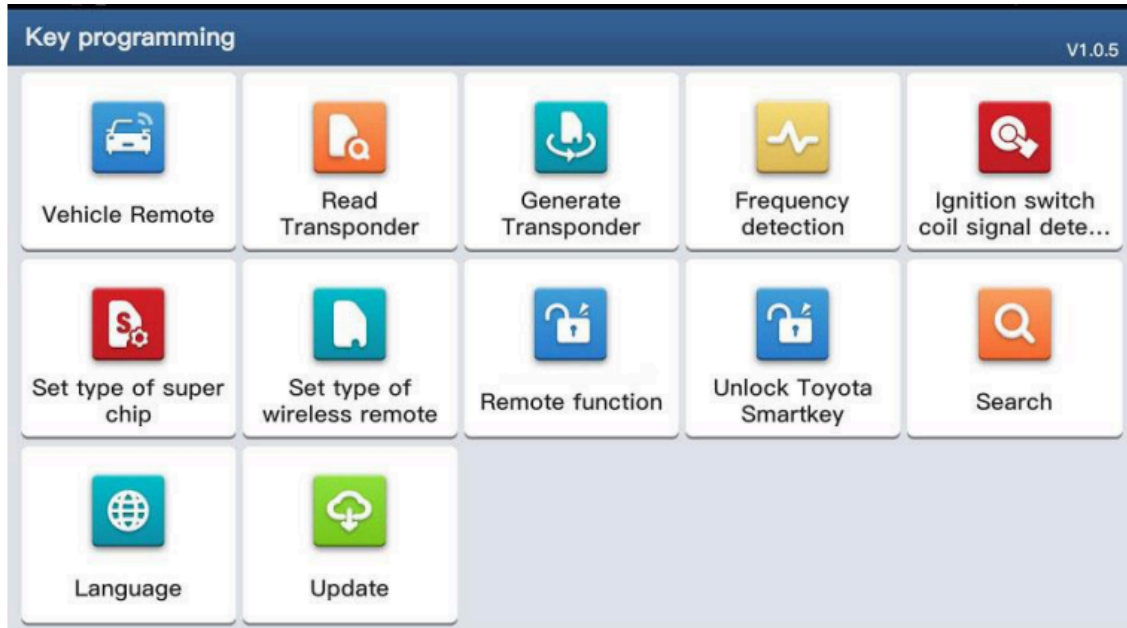


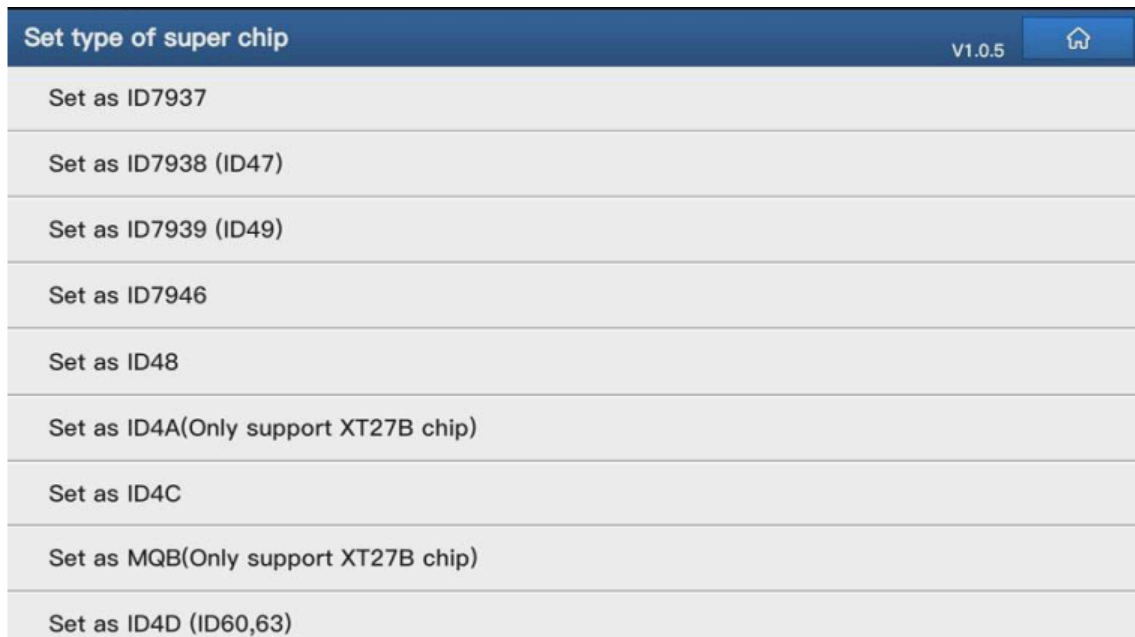
Installation Instruction

How to Use Launch Super Chip?

1. Enter the menu [Set type of super chip] to generate.



2. Select the corresponding key chip type and insert the super chip into the anti-theft induction coil.





3. Once successfully generated, it can be used

Set type of super chip		VK07532002 V1.0.5	
Set as ID7937			
Set as ID7938 (ID47)			
Set as ID7939 (ID49)			
Set as ID7946			
Set as ID48			
Set as ID4A(Only support XT27B chip)			
Set as ID4C			
Set as MQB(Only support XT27B chip)			
Set as ID4D (ID60,63)			





Successful setup

How to Generate LE VAG and Ford Super Remotes?

1. Enter the [Vehicle Remote] menu and select the corresponding available super remote to generate

Vehicle Remote



VK07532002
V1.0.5

VW	Polo
MPV Transporter	 <div>Skoda 1J0-959-753DJ 167 Frequency: 315 ASK Remote: LX-Wire LN-Wireless LE-Wireless 2022-11-10 10:48:25</div>
Multivan	 <div>Skoda(202AD) 12-15 202AD 202AJ 202L 20... Frequency: 434.42 ASK Remote: LX-Wire LN-Wireless LE-Wireless 2023-05-08 10:43:02</div>
Passat	 <div>1J0 959 753 DA 02-10 1534 Frequency: 434.42 ASK Remote: LX-Wire LN-Wireless LE-Wireless 2022-03-29 17:49:50</div>
Passat	 <div>1J0-959-753-CT02-08 1535 Frequency: 434.42 ASK Reference part number: 1J0 959 753 CT Remote: LX-Wire LN-Wireless LE-Wireless 2022-11-10 10:49:02</div>
Passat B8	
Phaeton	
Polo	
Sagitar	

2. Select the corresponding key and place the super remote key in the key programmer to generate.

Vehicle Remote/Skoda(202AD) 12-15 202AD 202AJ 202L 202H 169

VK07532002
V1.0.5



Remote information

Version: V1

ID: 0564 122

Frequency: 434.42 ASK

Universal remote: LX-Wire LN-Wireless LE-Wireless

Update date: 2023-05-08 10:43:02

Matching method & note

Match method:
1. Use tools to enter [09-Central control unit].
2. Enter [10-Adjustment].
3. Input channel number [01], click [Read], click [Save].
4. Press any button of wanted programming remote, turn indicator light flashes twice, program successfully.
5. Click [Save].
6. If you want to program other remotes, please repeat step 3, 4, 5.


Generate



3. After the remote control is successfully generated, enter the [Set type of super chip] menu to generate the corresponding key chip.

How to Generate LS Nissan super remote?

1. Enter the [Vehicle Remote] menu and select the corresponding smart key model to generate

Vehicle Remote		VK07532002 V1.0.5	
BYD	BYD grey card		
BYD black card	 <div>BYD Keyless Go ID46(Gray) Frequency: 315 ASK Remote: NXP-SmartKey LM38-SmartKey LM38-TOYOTA LM38-HYUNDAI 2023-04-11 19:52:40</div> <div>Smart key</div>		
BYD grey card			
BYD white elliptical type			
BYD white slide type			
BYD white square type			
F0			
F3			
F6			

2. Place the smart remote key in the key programmer to generate.

Vehicle Remote/BYD Keyless Go ID46(Gray)		VK07532002 V1.0.5	
 	Remote information		Version: V1
	ID:		0559 517
	Frequency:		315 ASK
	Universal remote:		NXP-SmartKey LM38-SmartKey LM38-TOYOTA LM38-HYUNDAI
	Update date:		2023-04-11 19:52:40
Matching method & note			
<p>Note: If the smartness is not easy to use, please generate the BYD black card.</p> <p>Note: Stable version, many vehicles can learn successfully, the functions are normal.</p> <p>Please remove the battery to match.</p> <p>[Failed reasons]</p> <ol style="list-style-type: none">1. Check if card is writing correctly.2. Take the PCB out of the remote. remove the battery. match with the			
		<div>Modify button -distance</div>	<div>Generate</div>



How to Generate LN Peugeot DS super remote?



1. Enter the [Vehicle Remote] menu and select the corresponding electronic key model to generate.

Vehicle Remote		VK07532002 V1.0.5	
Honda	City		
Brio	Remote: NXP-SmartKey LM38-SmartKey LM38-TOYOTA LM38-HYUNDAI 2023-05-11 20:29:09		
Brio Amaze Mobilio(India)	Accord/City With Trunk 1656		
BRV	Frequency: 433.92 FSK Reference FCCID: MLBHLIK6-1TA Remote: LN-Wireless 2023-05-30 11:38:12		
Ciimo	A05TAA 08-13 251		
CityUSA	Frequency: 433.92 FSK Reference part number: A05TAA Remote: LN-Wireless 2023-04-02 21:04:18		
CITY	City Jazz ID47 G 1987		
City	Frequency: 433.92 FSK Remote: LN-Wireless 2023-05-30 11:38:13		
CIVIC	City(New)/Odyssey(2013) 13 247		

2. Place the electronic remote key in the key programmer to generate

Vehicle Remote/A05TAA 08-13 251

VK07532002
V1.0.5



Remote information

Version: V1

ID: 0543 130

Frequency: 433.92 FSK

Universal remote: LN-Wireless

Update date: 2023-04-02 21:04:18

Matching mothod & note

1. Please use wireless remote with NXP transponder.
2. Suitable for Honda Accord 2014, CRV, Fit, Odyssey (FSK, 433MHz) .
3. Please use OBD tools to learn remote. After programming chip successfully, the remote will generate automatically.

Generate



3. For car models without electronic keys, enter [Set type of wireless remote] to generate the corresponding key

Set type of wireless remote	VK07532002 V1.0.5	
Set as ID11		
Set as ID12		
Set as ID13		
Set as ID7936		
Set as ID7946		
Set as ID47/ID38		

NOTE: If you try to update key programming software and firmware on Launch X431 IMMO Plus/ Elite/ PAD V/ PAD VII, you must connect this key programmer with tablet, otherwise it will give the error device no response.

Update		V1.0.5	
Type	Current version	Latest version	
Key programming update	Firmware update		
Firmware update	<div><p>Device no response, please retry</p><p>1. Please check the device whether connect success 2. Server busy, please retry later</p><p>Cancel</p></div>		<div>Update</div>
Remote database update			<div>Update</div>
<small>Internal database version: 0 Supported remote generation: Supported transponder generation:</small>			